

## PRODUCT DATA SHEET

### Empatia 16 Wall/ceiling



#### DESIGN BY:

Carlotta de Bevilacqua , Paola di Arianello  
2013

#### MATERIALS:

Blown glass, methacrylate, aluminum

#### DESCRIPTION:

Empatia is inspired by the association between the great glass-blowing tradition and the LED technology of Artemide. High interest in the expression potentials of this material resulted into co-operation with master glass blowers to gain full control of the special suppleness of Venetian glass and to work on the balance between surface and light, between subtle densities and transparencies. Hence clear, pure craft objects, each of them unique in all respects. Transparency and opacity are wisely dosed to obtain a glass that reflects light without glaring and without losing efficiency. Hence optical device, whose heart is a high-performance LED-based light engine created separately from the glass emission body in favor of higher thermal efficiency and performance. Light is controlled with maximum yield and driven towards the glass diffuser through a transparent pipe with a very low absorption coefficient.

#### SELECT

LED

White

#### PRODUCT CODE

1814010A

#### Light emission

IP20

#### TECHNICAL DATA SHEET

#### FEATURES

Product name:	Empatia 16 Wall/ceiling
Article Code:	1814010A
Colour:	White
Material:	Blown glass, methacrylate, aluminum
Series:	Design

#### DIMENSIONS

Height:	cm 19.1
Diameter:	cm 16
Impact Resistance:	N/D
Glow Wire Test:	650°C

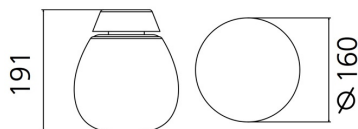
#### LAMPS INCLUDED

Category:	LED COB
Number:	1
Watt:	11W
Color temperature (K):	3000K
Class:	A

#### LUMINAIR

Watt:	11W
Voltage:	220-240V
Luminous Flux (lm):	567lm
CCT:	3000K
Efficiency:	55%
Efficacy:	51.55lm/W
CRI:	90

#### DIMENSIONS



#### COLOUR



## PRODUCT DATA SHEET

### Empatia 26 Wall/ceiling



#### DESIGN BY:

Carlotta de Bevilacqua , Paola di Arianello  
2013

#### MATERIALS:

Blown glass, methacrylate, aluminum

#### DESCRIPTION:

Empatia is inspired by the association between the great glass-blowing tradition and the LED technology of Artemide. High interest in the expression potentials of this material resulted into co-operation with master glass blowers to gain full control of the special suppleness of Venetian glass and to work on the balance between surface and light, between subtle densities and transparencies. Hence clear, pure craft objects, each of them unique in all respects. Transparency and opacity are wisely dosed to obtain a glass that reflects light without glaring and without losing efficiency. Hence optical device, whose heart is a high-performance LED-based light engine created separately from the glass emission body in favor of higher thermal efficiency and performance. Light is controlled with maximum yield and driven towards the glass diffuser through a transparent pipe with a very low absorption coefficient.

#### SELECT

LED

White

#### PRODUCT CODE

1818010A

#### Light emission



#### Dimmable

#### TECHNICAL DATA SHEET

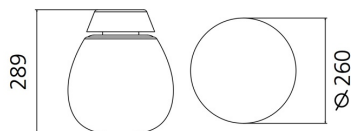
#### FEATURES

Product name:	Empatia 26 Wall/ceiling
Article Code:	1818010A
Colour:	White
Material:	Blown glass, methacrylate, aluminum
Series:	Design

#### DIMENSIONS

Height:	cm 29
Diameter:	cm 26
Impact Resistance:	N/D
Glow Wire Test:	650°C

#### DIMENSIONS



#### COLOUR



#### LAMPS INCLUDED

Category:	LED COB
Number:	1
Watt:	16W
Color temperature (K):	3000K
Class:	A

#### LUMINAIR

Watt:	16W
Voltage:	220-240V
Luminous Flux (lm):	710lm
CCT:	3000K
Efficiency:	50%
Efficacy:	44.36lm/W
CRI:	90
Dimmable Typology:	Push



## PRODUCT DATA SHEET

### Empatia 36 Wall/ceiling



#### DESIGN BY:

Carlotta de Bevilacqua , Paola di Arianello  
2013

#### MATERIALS:

Blown glass, methacrylate, aluminum

#### DESCRIPTION:

Empatia is inspired by the association between the great glass-blowing tradition and the LED technology of Artemide. High interest in the expression potentials of this material resulted into co-operation with master glass blowers to gain full control of the special suppleness of Venetian glass and to work on the balance between surface and light, between subtle densities and transparencies. Hence clear, pure craft objects, each of them unique in all respects. Transparency and opacity are wisely dosed to obtain a glass that reflects light without glaring and without losing efficiency. Hence optical device, whose heart is a high-performance LED-based light engine created separately from the glass emission body in favor of higher thermal efficiency and performance. Light is controlled with maximum yield and driven towards the glass diffuser through a transparent pipe with a very low absorption coefficient.

#### SELECT

LED

White

#### PRODUCT CODE

1822010A

#### Light emission



#### Dimmable

#### TECHNICAL DATA SHEET

#### FEATURES

Product name:	Empatia 36 Wall/ceiling
Article Code:	1822010A
Colour:	White
Material:	Blown glass, methacrylate, aluminum
Series:	Design

#### DIMENSIONS

Height:	cm 38.2
Diameter:	cm 36
Impact Resistance:	N/D
Glow Wire Test:	650°C

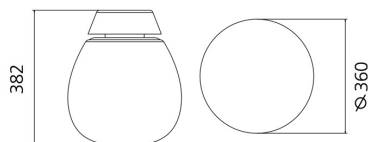
#### LAMPS INCLUDED

Category:	LED COB
Number:	1
Watt:	26W
Color temperature (K):	3000K
Class:	A

#### LUMINAIR

Watt:	24W
Voltage:	220-240V
Luminous Flux (lm):	1273lm
CCT:	3000K
Efficiency:	51%
Efficacy:	53.06lm/W
CRI:	90
Dimmable Typology:	Push

#### DIMENSIONS



#### COLOUR



