


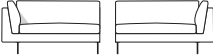










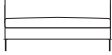



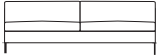
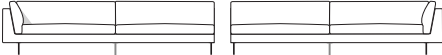

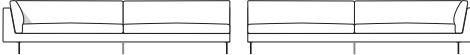





Model Float High · Design by Jens Juul Eilersen

Arm height: 59 cm · Arm width: 8 - 14 cm · Total depth (frame): 100 cm · Seat height: 42 cm · Total height (frame): 59 cm

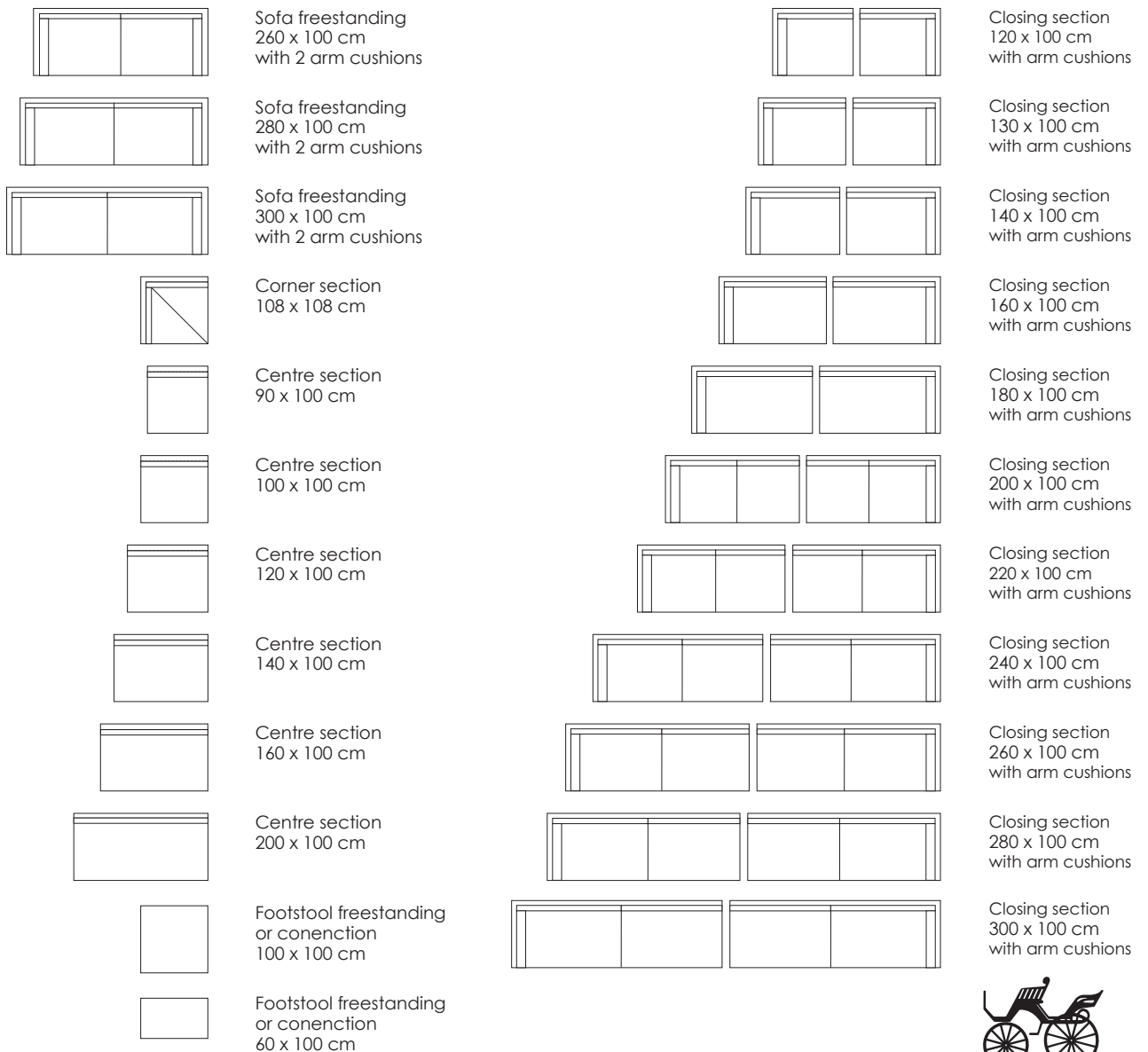
	Sofa freestanding 260 x 100 cm with 2 arm cushions		Closing section 120 x 100 cm with arm cushions
	Sofa freestanding 280 x 100 cm with 2 arm cushions		Closing section 130 x 100 cm with arm cushions
	Sofa freestanding 300 x 100 cm with 2 arm cushions		Closing section 140 x 100 cm with arm cushions
	Corner section 108 x 108 cm		Closing section 160 x 100 cm with arm cushions
	Centre section 90 x 100 cm		Closing section 180 x 100 cm with arm cushions
	Centre section 100 x 100 cm		Closing section 200 x 100 cm with arm cushions
	Centre section 120 x 100 cm		Closing section 220 x 100 cm with arm cushions
	Centre section 140 x 100 cm		Closing section 240 x 100 cm with arm cushions
	Centre section 160 x 100 cm		Closing section 260 x 100 cm with arm cushions
	Centre section 200 x 100 cm		Closing section 280 x 100 cm with arm cushions
	Footstool freestanding or connection 60 x 100 cm		Closing section 300 x 100 cm with arm cushions
	Footstool freestanding or connection 100 x 100 cm		

Scale 1:100  
All overall dimensions correspond to frame sizes.  
The drawings are not a detailed expression of how the final furniture appears.



Model Float High · Design by Jens Juul Eilersen

Arm height: 59 cm · Arm width: 8 - 14 cm · Total depth (frame): 100 cm · Seat height: 42 cm · Total height (frame): 59 cm



Scale 1:100  
All overall dimensions correspond to frame sizes.  
The drawings are not a detailed expression of how the final furniture appears.



Model Float High · Design by Jens Juul Eilersen

Arm height: 59 cm · Arm width: 8 - 14 cm · Total depth (frame): 100 cm · Seat height: 42 cm · Total height (frame): 59 cm



Sofa freestanding 220 x 100 cm  
with 1 arm cushion left or right



Sofa freestanding 240 x 100 cm  
with 1 arm cushion left or right



Sofa freestanding 260 x 100 cm  
with 1 arm cushion left or right



Sofa freestanding 280 x 100 cm  
with 1 arm cushion left or right



Sofa freestanding 300 x 100 cm  
with 1 arm cushion left or right



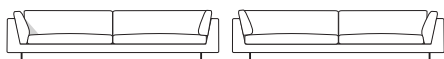
Sofa connectable 220 x 100 cm  
with 1 arm cushion left or right



Sofa connectable 240 x 100 cm  
with 1 arm cushion left or right



Sofa connectable 260 x 100 cm  
with 1 arm cushion left or right



Sofa connectable 280 x 100 cm  
with 1 arm cushion left or right




Sofa connectable 300 x 100 cm  
with 1 arm cushion left or right

Scale 1:100  
All overall dimensions correspond to frame sizes.  
The drawings are not a detailed expression of how the final furniture appears.



Model Float High · Design by Jens Juul Eilersen

Arm height: 59 cm · Arm width: 8 - 14 cm · Total depth (frame): 100 cm · Seat height: 42 cm · Total height (frame): 59 cm



Sofa freestanding 220 x 100 cm  
with 1 arm cushion left or right

Sofa freestanding 240 x 100 cm  
with 1 arm cushion left or right

Sofa freestanding 260 x 100 cm  
with 1 arm cushion left or right

Sofa freestanding 280 x 100 cm  
with 1 arm cushion left or right

Sofa freestanding 300 x 100 cm  
with 1 arm cushion left or right

Sofa connectable 220 x 100 cm  
with 1 arm cushion left or right

Sofa connectable 240 x 100 cm  
with 1 arm cushion left or right

Sofa connectable 260 x 100 cm  
with 1 arm cushion left or right

Sofa connectable 280 x 100 cm  
with 1 arm cushion left or right

Sofa connectable 300 x 100 cm  
with 1 arm cushion left or right

Scale 1:100  
All overall dimensions correspond to frame sizes.  
The drawings are not a detailed expression of how the final furniture appears.



Model Float High · Design by Jens Juul Eilersen

Arm height: 59 cm · Arm width: 8 - 14 cm · Total depth (frame): 100 cm · Seat height: 42 cm · Total height (frame): 59 cm



Closing sections left  
120 x 100 cm  
for connection in the front



Closing sections right  
120 x 100 cm  
for connection in the front



Closing sections left  
130 x 100 cm  
for connection in the front



Closing sections right  
130 x 100 cm  
for connection in the front



Closing sections left  
140 x 100 cm  
for connection in the front



Closing sections right  
140 x 100 cm  
for connection in the front



Closing sections left  
150 x 100 cm  
for connection in the front



Closing sections right  
150 x 100 cm  
for connection in the front



Closing sections left  
160 x 100 cm  
for connection in the front



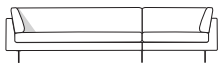
Closing sections right  
160 x 100 cm  
for connection in the front



Closing sections left  
170 x 100 cm  
for connection in the front




Closing sections right  
170 x 100 cm  
for connection in the front



Closing sections left  
180 x 100 cm  
for connection in the front



Closing sections right  
180 x 100 cm  
for connection in the front



Closing sections left  
190 x 100 cm  
for connection in the front



Closing sections right  
190 x 100 cm  
for connection in the front



Closing sections left  
200 x 100 cm  
for connection in the front



Closing sections right  
200 x 100 cm  
for connection in the front




Closing sections left  
220 x 100 cm  
for connection in the front




Closing sections right  
220 x 100 cm  
for connection in the front




Closing sections left  
240 x 100 cm  
for connection in the front



Closing sections right  
240 x 100 cm  
for connection in the front




Closing sections left  
260 x 100 cm  
for connection in the front



Closing sections right  
260 x 100 cm  
for connection in the front




Closing sections left  
280 x 100 cm  
for connection in the front



Closing sections right  
280 x 100 cm  
for connection in the front



Closing sections left  
300 x 100 cm  
for connection in the front



Closing sections right  
300 x 100 cm  
for connection in the front

Scale 1:100

All overall dimensions correspond to frame sizes.

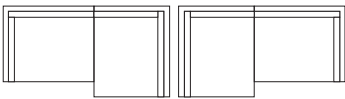
The drawings are not a detailed expression of how the final furniture appears.



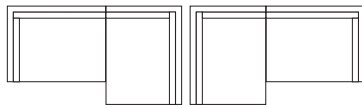
Model Float High · Design by Jens Juul Eilersen

Arm height: 59 cm · Arm width: 8 - 14 cm · Total depth (frame): 100 cm · Seat height: 42 cm · Total height (frame): 59 cm

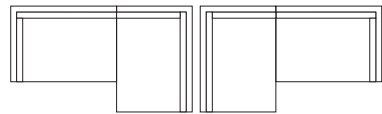
Closing sections Left / Right  
120 x 100 cm  
Connection in the front




Closing sections Left / Right  
130 x 100 cm  
Connection in the front



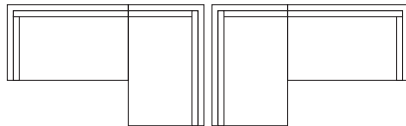
Closing sections Left / Right  
140 x 100 cm  
Connection in the front



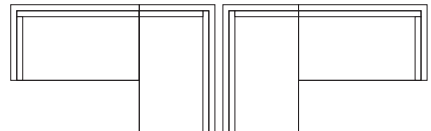
Closing sections Left / Right  
150 x 100 cm  
Connection in the front



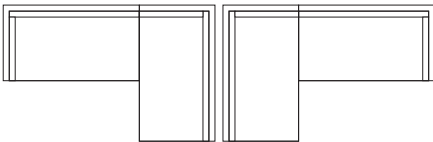
Closing sections Left / Right  
160 x 100 cm  
Connection in the front



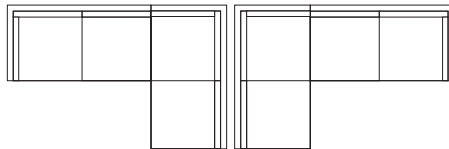
Closing sections Left / Right  
170 x 100 cm  
Connection in the front



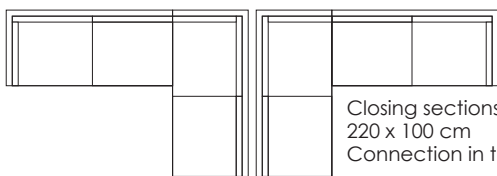

Closing sections Left / Right  
180 x 100 cm  
Connection in the front



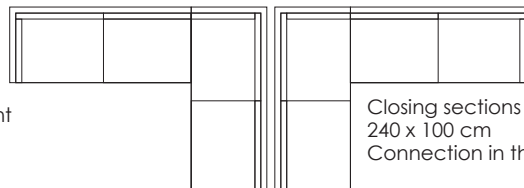
Closing sections Left / Right  
190 x 100 cm  
Connection in the front



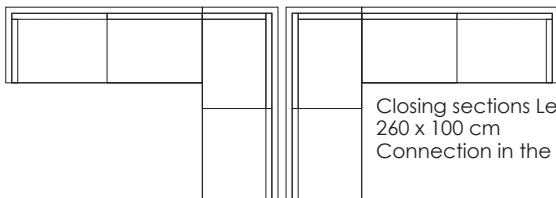
Closing sections Left / Right  
200 x 100 cm  
Connection in the front



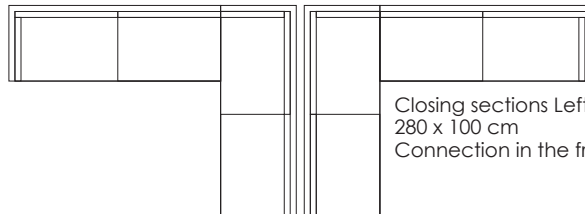
Closing sections Left / Right  
220 x 100 cm  
Connection in the front



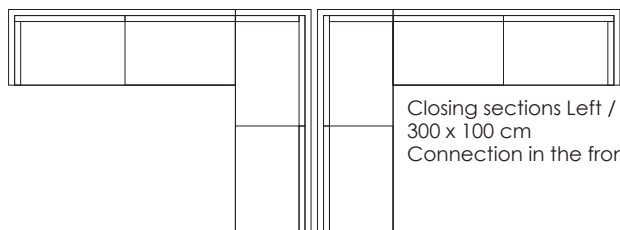
Closing sections Left / Right  
240 x 100 cm  
Connection in the front



Closing sections Left / Right  
260 x 100 cm  
Connection in the front



Closing sections Left / Right  
280 x 100 cm  
Connection in the front



Closing sections Left / Right  
300 x 100 cm  
Connection in the front

Scale 1:100

All overall dimensions correspond to frame sizes.

The drawings are not a detailed expression of how the final furniture appears.