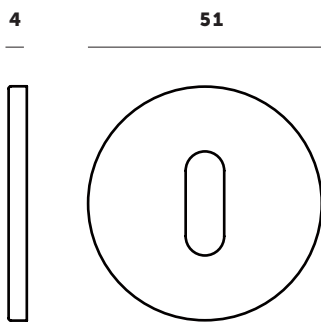




**HARDWARE / KEY ESCUTCHEON**

TECH SPEC

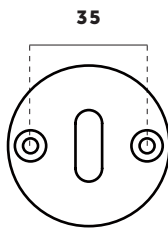
**35 / SUITABLE FOR THE UK**



**PRODUCT INFORMATION**

**Type:** 35 mm\*  
**Use:** Interior doors  
**Fixings:** Fixings included.  
**Lock:** Wood screw fixings\*\*  
**Door thickness:** 35 - 54 mm thick.  
**Rose:** Pair of concealed fixing roses – slim profile, clip fit.  
**Box includes:** 1x Pair of key escutcheon plate & screw fittings.  
**Material:** Solid steel, brass or smoked bronze  
**Rose:** 51 x 4 mm  
**Projection:** 4 mm

**FIXINGS**



A cover plate is included to cover the screw holes

**FINISH**

-  Steel
-  Brass
-  Smoked Bronze

**SKU**

- UK-ESC-35-ST-A**
- UK-ESC-35-BR-A**
- UK-ESC-35-SM-A**

\*This number indicates the cc millimetre measurement for the screw holes that are used to fit the round plate to the door. 38 mm is standard for the UK and some parts of Europe, 30 mm is standard for Sweden and most of Scandinavia.  
 \*\*Recommended locks & latches from ZOO Hardware:  
 Bathroom Lock: **ZOO ZTDA76**  
 Bathroom Plates: **ZOO ZLAP02**

**CARE INSTRUCTIONS**

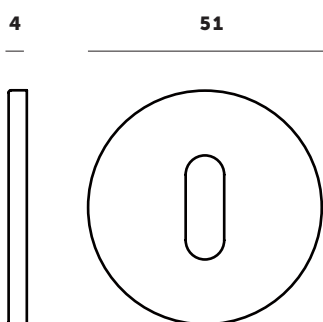
Wipe with damp cloth with no loose hairs, avoid using any chemicals. Please note all finishes are prone to aging.



**HARDWARE / KEY ESCUTCHEON**

TECH SPEC

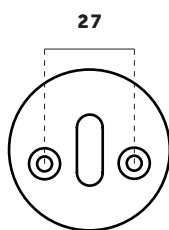
**27 / SUITABLE FOR SWE**



**PRODUCT INFORMATION**

**Type:** 27 mm\*  
**Use:** Interior doors  
**Fixings:** Fixings included.  
**Lock:** Bolt-through\*\*  
**Door thickness:** 35 - 54 mm thick.  
**Rose:** Pair of concealed fixing roses – slim profile, clip fit.  
**Box includes:** 1x Pair of key escutcheon plate & screw fittings.  
**Material:** Solid steel, brass or smoked bronze  
**Rose:** 51 x 4 mm  
**Projection:** 4 mm

**FIXINGS**



A cover plate is included to cover the screw holes

**FINISH**

-  Steel
-  Brass
-  Smoked Bronze

**SKU**

- SW-ESC-27-ST-A**
- SW-ESC-27-BR-A**
- SW-ESC-27-SM-A**


\*This number indicates the cc millimetre measurement for the screw holes that are used to fit the round plate to the door. 38 mm is standard for the UK and some parts of Europe, 30 mm is standard for Sweden and most of Scandinavia.  
**\*\*Recommended locks & latches from ZOO Hardware:**  
 Bathroom Lock: **ZOO ZTDA76**  
 Bathroom Plates: **ZOO ZLAP02**

**CARE INSTRUCTIONS**

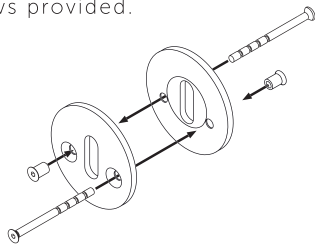
Wipe with damp cloth with no loose hairs, avoid using any chemicals. Please note all finishes are prone to aging.

## KEY ESCUTCHEON

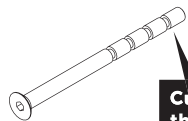
1. Pull back plate covers to gain access to screws.



2. Fit key escutcheon plates with the screws provided.




2. Adjust length of the through bolt by cutting the screw.



Cut the screw in the narrow areas.

3. Put back plate covers.



[BUSTERANDPUNCH.COM](http://BUSTERANDPUNCH.COM)

### Contents

2x Through bolts + nuts

*BUSTER + PUNCH*

**HARDWARE**

**KEY ESCUTCHEON / 27 MM**

SKU# SW-ESC-27\*\*

### CARE INSTRUCTIONS

Use mild detergent and soft damp cloth

