



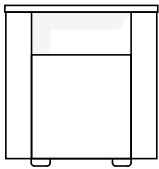
---

## DESCRIPTION

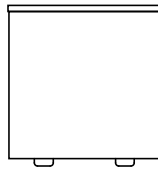
<b>Typology</b>	Night complements
<b>Structure and back panel</b>	Panel of wooden particles in veneer, lacquer
<b>Top</b>	Panel of wooden particles in veneer, lacquer, covered in hide colours or marble
<b>Drawer front</b>	Panel of wooden particles in veneer
<b>Edge</b>	Veneer on visible edges and melamine decorative paper on the other sides
<b>Drawer structure</b>	Panel of wooden particles faced melamine
<b>Feet</b>	Plastic

---

## DIMENSIONS

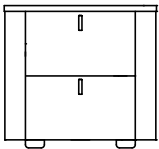


525  
20 3/4"

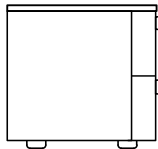


Ø 485  
19"

One drawer and one open compartment




450  
17 3/4"




Ø 485  
19"

Two drawers



780  
30 3/4"



1665  
65 1/2"

570  
22 1/2"