

PRODUCT DATA SHEET

Empatia 16 Suspension



DESIGN BY:

Carlotta de Bevilacqua , Paola di Arianello
2013

MATERIALS:

Blown glass, methacrylate, aluminum

DESCRIPTION:

Empatia is inspired by the association between the great glass-blowing tradition and the LED technology of Artemide. High interest in the expression potentials of this material resulted into co-operation with master glass blowers to gain full control of the special suppleness of Venetian glass and to work on the balance between surface and light, between subtle densities and transparencies. Hence clear, pure craft objects, each of them unique in all respects. Transparency and opacity are wisely dosed to obtain a glass that reflects light without glaring and without losing efficiency. Hence optical device, whose heart is a high-performance LED-based light engine created separately from the glass emission body in favor of higher thermal efficiency and performance. Light is controlled with maximum yield and driven towards the glass diffuser through a transparent pipe with a very low absorption coefficient.

SELECT

LED

White

PRODUCT CODE

1815010A

Light emission



TECHNICAL DATA SHEET

FEATURES

Product name:	Empatia 16 Suspension
Article Code:	1815010A
Colour:	White
Material:	Blown glass, methacrylate, aluminum
Series:	Design

DIMENSIONS

Height:	cm 19
Diameter:	cm 16
Base Length:	cm 50
Max Height from ceiling:	cm 200
Glow Wire Test:	650°C

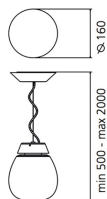
LAMPS INCLUDED

Category:	LED COB
Number:	1
Watt:	11W
Color temperature (K):	3000K
Class:	A

LUMINAIR

Watt:	11W
Voltage:	220-240V
Luminous Flux (lm):	567lm
CCT:	3000K
Efficiency:	55%
Efficacy:	51.55lm/W
CRI:	90

DIMENSIONS



COLOUR



AWARDS

_2014 Wallpaper Design Awards _2014 iF Product Design Award

PRODUCT DATA SHEET

Empatia 26 Suspension



DESIGN BY:

Carlotta de Bevilacqua , Paola di Arianello
2013

MATERIALS:

Blown glass, methacrylate, aluminum

DESCRIPTION:

Empatia is inspired by the association between the great glass-blowing tradition and the LED technology of Artemide. High interest in the expression potentials of this material resulted into co-operation with master glass blowers to gain full control of the special suppleness of Venetian glass and to work on the balance between surface and light, between subtle densities and transparencies. Hence clear, pure craft objects, each of them unique in all respects. Transparency and opacity are wisely dosed to obtain a glass that reflects light without glaring and without losing efficiency. Hence optical device, whose heart is a high-performance LED-based light engine created separately from the glass emission body in favor of higher thermal efficiency and performance. Light is controlled with maximum yield and driven towards the glass diffuser through a transparent pipe with a very low absorption coefficient.

SELECT

LED

White

PRODUCT CODE

1819010A

Light emission



Dimmable

TECHNICAL DATA SHEET

FEATURES

Product name:	Empatia 26 Suspension
Article Code:	1819010A
Colour:	White
Material:	Blown glass, methacrylate, aluminum
Series:	Design

DIMENSIONS

Height:	cm 29
Diameter:	cm 26
Base Length:	cm 50
Max Height from ceiling:	cm 200
Glow Wire Test:	650°C

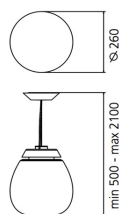
LAMPS INCLUDED

Category:	LED COB
Number:	1
Watt:	16W
Color temperature (K):	3000K
Class:	A

LUMINAIR

Watt:	16W
Voltage:	220-240V
Luminous Flux (lm):	710lm
CCT:	3000K
Efficiency:	50%
Efficacy:	44.36lm/W
CRI:	90
Dimmable Typology:	Push

DIMENSIONS



COLOUR



AWARDS

_2014 Wallpaper Design Awards _2014 iF Product Design Award

PRODUCT DATA SHEET

Empatia 36 Suspension



DESIGN BY:

Carlotta de Bevilacqua , Paola di Arianello
2013

MATERIALS:

Blown glass, methacrylate, aluminum

DESCRIPTION:

Empatia is inspired by the association between the great glass-blowing tradition and the LED technology of Artemide. High interest in the expression potentials of this material resulted into co-operation with master glass blowers to gain full control of the special suppleness of Venetian glass and to work on the balance between surface and light, between subtle densities and transparencies. Hence clear, pure craft objects, each of them unique in all respects. Transparency and opacity are wisely dosed to obtain a glass that reflects light without glaring and without losing efficiency. Hence optical device, whose heart is a high-performance LED-based light engine created separately from the glass emission body in favor of higher thermal efficiency and performance. Light is controlled with maximum yield and driven towards the glass diffuser through a transparent pipe with a very low absorption coefficient.

SELECT

LED

White

PRODUCT CODE

1823010A

Light emission

IP20

Dimmable

TECHNICAL DATA SHEET

FEATURES

Product name:	Empatia 36 Suspension
Article Code:	1823010A
Colour:	White
Material:	Blown glass, methacrylate, aluminum
Series:	Design

DIMENSIONS

Height:	cm 19.1
Diameter:	cm 36
Base Length:	cm 50
Max Height from ceiling:	cm 210
Glow Wire Test:	650°C

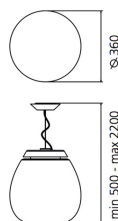
LAMPS INCLUDED

Category:	LED COB
Number:	1
Watt:	24W
Color temperature (K):	3000K
Class:	A

LUMINAIR

Watt:	24W
Voltage:	220-240V
Luminous Flux (lm):	1273lm
CCT:	3000K
Efficiency:	51%
Efficacy:	53.06lm/W
CRI:	90
Dimmable Typology:	Push

DIMENSIONS



COLOUR



AWARDS

_2014 Wallpaper Design Awards _2014 iF Product Design Award